	KARRAS PAINTING LLC Safety Management System		Doc No:	SCAFFOLD
			Initial Issue Date:	5-13-19
SCAFFOLDS			Revision Date:	Initial Version
			Revision No.:	0
Preparation: Safety Mgr Authority: President Issuing Dept: Safety			Next Review Date:	5-13-20
			Page:	Page 1 of 7

Purpose

The purpose of this program is to prevent injuries due to falls from elevated work areas and ensure employees and contractors are able to inspect scaffolding materials and erected scaffolds.

Scope

This program is applicable at every work area where scaffolding is erected. When work is performed on a non-owned or operated site, the operator's program shall take precedence, however, this document covers KARRAS PAINTING LLC employees and contractors and shall be used on owned premises, or when an operator's program doesn't exist or is less stringent.

Definitions

Bearer - A horizontal member of a scaffold upon which the platform rests and which may be supported by ledgers.

Brace - A tie that holds one scaffold member in a fixed position with respect to another member.

Coupler - A device for locking together the components of a tubular metal scaffold which shall be designed and used to safely support the maximum intended loads.

Double pole or independent pole scaffold - A scaffold supported from the base by a double row of uprights, independent of support from the walls and constructed of uprights, ledgers, horizontal platform bearers, and diagonal bracing.

Guardrail - A rail secured to uprights and erected along the exposed sides and ends of platforms.

Heavy Duty Scaffold - A scaffold designed and constructed to carry a working load not to exceed 75 pounds per square foot.


Ledger (stringer) - A horizontal scaffold member which extends from post to post and which supports the putlogs or bearer forming a tie between the posts.

Light Duty Scaffold - A scaffold designed and constructed to carry a working load not to exceed 25 pounds per square foot.

Manually Propelled Mobile Scaffold - Manually propelled mobile scaffold.

Maximum intended load - The total of all loads including the working load, the weight of the scaffold, and such other loads as may be reasonably anticipated.

Medium duty scaffold - A scaffold designed and constructed to carry a working load not to exceed 50 pounds per square foot.

	KARRAS PAINTING LLC Safety Management System	Doc No:	SCAFFOLD
		Initial Issue Date:	5-13-19
SCAFFOLDS		Revision Date:	Initial Version
		Revision No.:	0
		Next Review Date:	5-13-20
Preparation: Safety Mgr	Authority: President	Issuing Dept: Safety	Page: Page 2 of 7

Mid-Rail - A rail approximately midway between the guardrail and platform, used when required, and secured to the uprights erected along the exposed sides and ends of platforms.

Putlog - A scaffold member upon which the platform rests.

Runner - The lengthwise horizontal bracing or bearing members or both.

Scaffold - Any temporary elevated platform and its supporting structure used for supporting workmen or materials or both.

Toe board - A barrier secured along the sides and ends of a platform, to guard against the falling of material.

Tube and coupler scaffold - An assembly consisting of tubing, which serves as posts, bearers, braces, ties, and runners, a base supporting the posts, and special couplers which serve to connect the uprights and to join the various members.

Tubular welded frame scaffold - A sectional, panel, or frame metal scaffold substantially built up of prefabricated welded sections that consist of posts and horizontal bearer with intermediate members. Panels or frames shall be braced with diagonal or cross braces.

Working Load - Load imposed by men, materials, and equipment.

Key Responsibilities

Managers and Supervisors

- Responsible for ensuring that scaffolds are erected by a qualified person, that set up inspections are performed, and all daily inspections are performed before work starts for the day.
- Responsible for ensuring that all employees, and/or contractors have been trained in the use and inspection methods for scaffolds. Only qualified and competent personnel are allowed to use or modify scaffolding systems.
- Responsible for ensuring that all employees and contractors are aware that if an inspection discovers a defect, the scaffold cannot be used until repairs are made.


Employees

- Responsible for following this program by inspecting the scaffolds daily and report any damages or repairs that may be needed to their supervisor.

Procedure

General Requirements

Scaffolds shall be furnished and erected in accordance with applicable standards for persons engaged in work that cannot be done safely from the ground or from solid construction. Except that ladders used for such work shall conform to ladder safety standards.

	KARRAS PAINTING LLC Safety Management System	Doc No:	SCAFFOLD
		Initial Issue Date:	5-13-19
SCAFFOLDS		Revision Date:	Initial Version
		Revision No.:	0
		Next Review Date:	5-13-20
Preparation: Safety Mgr	Authority: President	Issuing Dept: Safety	Page: Page 3 of 7

Scaffolds shall only be erected by a qualified third party, who is competent to certify the scaffolding safe to use.

The footing or anchorage for scaffolds shall be sound, rigid, and capable of carrying the maximum intended load without settling or displacement. Unstable objects such as barrels, boxes, loose boards shall not be used to support scaffolds or planks.

Scaffolds and their components shall be capable of supporting without failure at least four times the maximum intended loads. Scaffold components must meet OSHA requirements 29 CFR 1910.28 and 29 CFR 1926.451.

Wood scaffold planks must be cross-supported every 8 feet. Scaffold deck boards shall be cleated, wired or nailed into place.

All working levels of scaffolds will be floored completely except where internal ladders require space for ladder openings.

Scaffolds and other devices mentioned or described in this program shall be maintained in safe condition. Scaffolds shall not be altered or moved horizontally while they are occupied.

Any scaffold damaged or weakened from any cause shall be immediately repaired and shall not be used until repairs have been completed.

Scaffolds shall not be loaded in excess of the working loads for which they are intended.

Bolts used in the construction of scaffolds shall be of adequate size and in sufficient numbers at each connection to develop the designed strength of the scaffold.

All platforms shall be overlapped (minimum 12 inches) and secured from any movement.

An access ladder or equivalent safe access shall be provided.

Scaffold planks shall extend over their end supports not less than 6 inches or more than 18 inches.


The poles, legs, or uprights of scaffolds shall be plumb, and securely and rigidly braced to prevent swaying and displacement.

Materials being hoisted onto a scaffold shall have a tag line.

Overhead protection shall be provided for workers on a scaffold exposed to overhead hazards.

Toe boards and guardrails shall be installed if a scaffold or platform is erected to a height of 6 feet or more. Scaffolds shall be provided with a screen between the toe board and the guardrail, extending along the entire opening, consisting of No. 18 gauge wire one-half inch mesh or the equivalent, where workers are required to work or pass under the scaffolds.

Work shall not be performed on a scaffold during storms or high winds.

	KARRAS PAINTING LLC Safety Management System		Doc No:	SCAFFOLD
			Initial Issue Date:	5-13-19
SCAFFOLDS			Revision Date:	Initial Version
			Revision No.:	0
			Next Review Date:	5-13-20
Preparation: Safety Mgr	Authority: President	Issuing Dept: Safety	Page:	Page 4 of 7

Work shall not be performed on scaffolds that are covered with snow or ice, unless all snow and ice has been removed and all planking has been sanded to prevent slipping.

Tools, material, and debris shall not be allowed to accumulate in quantities to cause a hazard.

Inspections

Scaffolding shall be inspected, by a qualified person, in conjunction with the manufactures required recommendations. The competent person must also insure scaffolds are safe prior to and during scaffold use.

- At a minimum, the following shall be inspected by the competent person after erection, before the start of the day or beginning of a shift change to ensure scaffolds are safe prior to and during use:
 - Ground or surface footing shall be inspected to ensure that there is no settling.
 - All main supports and cross braces shall be inspected for any signs of damage, missing pins, bolts and any locks and/or safety keepers.
 - All walking surfaces and/or planks shall be inspected for damage and proper placements and any possible movement.
 - All walkways and planks must be secure to prevent any movement.
- Inspection shall be made to ensure that the scaffold is stable and any movement is prevented.
- If during the inspection, a defect or damage to the scaffold is discovered, the scaffold shall be tagged out by the competent person, complied with and use prohibited until needed repairs are made.

Mandatory Signs and Tags for Defects Found

Signs and tags shall be visible at all times when work is being performed, and shall be removed or covered promptly when the hazards no longer exist. Employees shall be instructed in complying with signs and tags.

Defective or unsafe equipment or conditions shall be tagged out by the competent person using a weather resistant tag secured to the scaffolding structure on all four sides and must be complied with. An example would be improper footing conditions were observed.


Danger signs shall be used only where an immediate hazard exists. Danger signs must be posted around the immediate area of the scaffold, to alert other workers of possible danger from falling objects from the scaffold.

Caution Signs and/or barricade tape shall be used to mark off a larger area around scaffolding warning other workers to use caution.

Modifications

Modification and repairs shall be performed by a qualified person, who is competent to certify the scaffolding safe to use to ensure non-qualified personnel do not create additional hazards.

Employees shall not perform any modifications or repairs, unless they have been trained and certified, and failure to comply may result in disciplinary action and or termination.

	KARRAS PAINTING LLC Safety Management System	Doc No:	SCAFFOLD
		Initial Issue Date:	5-13-19
SCAFFOLDS		Revision Date:	Initial Version
		Revision No.:	0
		Next Review Date:	5-13-20
Preparation: Safety Mgr	Authority: President	Issuing Dept: Safety	Page: Page 5 of 7

Training Requirements

KARRAS PAINTING LLC is required to train all employees that work on scaffolds regarding hazards by "qualified" persons. The supervisor shall have each employee who performs work while on a scaffold trained by a person qualified in the subject matter to recognize the hazards associated with the type of scaffold being used and to understand the procedures to control or minimize those hazards. The training shall occur before use and include the following areas:

- Basic safety information and duties of a competent person assembling/disassembling scaffolding (see below). Basic safety information must be provided prior to use and when conditions change.
- Hazards including fall protection, electrical safety, falling object protection (see below).
- Tags – types and the requirement to comply with.
- The proper use of the scaffold, and the proper handling of materials on the scaffold.
- The correct procedures for dealing with electrical hazards and for erecting, maintaining, and disassembling the fall protection systems and falling object protection systems being used.
- The maximum intended load capacity of the scaffolds used.

The supervisor shall have each employee who is involved in erecting, disassembling, moving, operating, repairing, maintaining, or inspecting a scaffold trained by a competent person to recognize any hazards associated with the work in question.


- The training shall include the following topics, as applicable:
- The nature of scaffold hazards.
- The correct procedures for erecting, disassembling, moving, operating, repairing, inspecting, and maintaining the type of scaffold in use.
- The design criteria, maximum intended load-carrying capacity and intended use of the scaffold.

When the employer has reason to believe that an employee lacks the skill or understanding needed for safe work involving the erection, use or dismantling of scaffolds, the employer shall retrain each employee so that the requisite proficiency is regained. Retraining is also required in at least the following situations:

- Where changes in scaffolding at the worksite present a hazard about which an employee has not been previously trained.
- Where changes in the types of scaffolds, fall protection, falling object protection, or other equipment present a hazard about which an employee has not been previously trained.
- Where inadequacies in an affected employee's work involving scaffolds indicate that the employee has not retained the requisite proficiency.

Hazards Associated with the Use of Scaffolds

- Nearby electrical lines or source of electrical hazards
- Poor foundation – scaffold shall be erected on a firm and stable base.
- Damaged scaffold components.
- Overload of scaffold components (load capacity).
- Unstable, incomplete or incorrect use of scaffold.
- Base frames not adequately braced, tied or supported.

	KARRAS PAINTING LLC Safety Management System	Doc No:	SCAFFOLD
		Initial Issue Date:	5-13-19
SCAFFOLDS		Revision Date:	Initial Version
		Revision No.:	0
		Next Review Date:	5-13-20
Preparation: Safety Mgr	Authority: President	Issuing Dept: Safety	Page: Page 6 of 7

- Scaffold exceeds height to base dimensions ratio.
- Inappropriate access or egress points.
- Slips and falls.
- Falling objects.
- Manual handling.
- Movement of plant and machinery – all cranes and mobile machinery shall keep within designated areas and away from scaffolding.

Duties of a Competent Person Assembling/Disassembling Scaffolding

General

- To select and direct employees who erect, dismantle, move, or alter scaffolds.
- To determine if it is safe for employees to work on or from a scaffold during storms or high winds and to ensure that a personal fall arrest system or wind screens protect these employees. (Note: Windscreens should not be used unless the scaffold is secured against the anticipated wind forces imposed.)

For Training

- To train employees involved in erecting, disassembling, moving, operating, repairing, maintaining, or inspecting scaffolds to recognize associated work hazards.

For Inspections

- To inspect scaffolds and scaffold components for visible defects before each work shift and after any occurrence which could affect the corrective actions.
- To inspect ropes on suspended scaffolds prior to each work shift and after every occurrence which could affect the structural integrity and to authorize prompt corrective actions.
- To inspect manila or plastic (or other synthetic) rope being used for top rails or midrails.

For Suspension Scaffolds


- To evaluate direct connections to support the load.
- To evaluate the need to secure two-point and multi-point scaffolds to prevent swaying.

For Erectors and Dismantlers

- To determine the feasibility and safety of providing fall protection and access.
- To train erectors and dismantlers to recognize associated work hazards.

For Scaffold Components

- To determine if a scaffold will be structurally sound when intermixing components from different manufacturers.
- To determine if galvanic action has affected the capacity when using components of dissimilar metals.

	KARRAS PAINTING LLC Safety Management System	Doc No: SCAFFOLD	
		Initial Issue Date: 5-13-19	
SCAFFOLDS		Revision Date: Initial Version	
		Revision No.: 0	
		Next Review Date: 5-13-20	
Preparation: Safety Mgr	Authority: President	Issuing Dept: Safety	Page: Page 7 of 7

Tube And Coupler Scaffolds - Light Duty

Uniformly distributed load	Not to exceed 25 p.s.f.	
Post Spacing (longitudinal)	10 ft. 0 in.	
Post Spacing (transverse)	6 ft. 0 in.	
Working Levels	Additional Planked Levels	Maximum Height
1	8	125 ft.
2	4	125 ft.
3	0	91 ft. 0 in.

Tube And Coupler Scaffolds - Medium Duty

Uniformly distributed load	Not to exceed 50 p.s.f	
Post spacing (longitudinal)	8 ft. 0 in.	
Post spacing (transverse)	6 ft. 0 in.	
Working Levels	Additional Planked Levels	Maximum Height
1	6	125 ft.
2	0	78 ft. 0 in.